


L'avancée technologique...

SERIE 300 / 300 RANGE.

PROJECTEURS DE THEATRE P.C. & FRESNEL.
PLANO CONVEX & FRESNEL THEATRE SPOTLIGHTS.
650 - 1000 - 1200 - 2000 - 2500W HALOGENE / TUNGSTEN.



306 HPC+CF500*
* Accessoire en option / Accessory on option.

650/1000W 230/240V	1000/1200W 230/240V	2000/2500W 230/240V	2000/2500W 230/240V	1000W 110V
GX9,5	GX9,5	G22	G22	P28s
Ø150	Ø200	Ø200	Ø250	Ø200
306 HPC	310 HPC	329 HPC	/	310 CHPC
306 HF	310 HF	329 HF	325 HF	310 CHF

Lentilles plano-convexes et Fresnel de même diamètre interchangeables (excepté 325F)/
N.B. Plano convex and Fresnel lenses are interchangeable (except 325F).

Route de Beaumont F 60530 Fresnoy - en - Thelle. tél.: 33 (0)3.44.26.51.89 fax: 33 (0)3.44.26.90.79

La lumière, l'art de l'ombre.

 **robert juliat**
Distribué par / Distributed by :



306



310



329

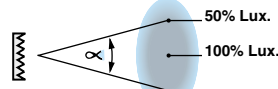
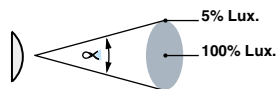


325

PHOTOMETRIE / LIGHT OUTPUT.

REF. + LAMPE / LAMP.			10m Ø3m LUX ±5%
306 HPC + CP67 - 650W GX9,5	10°	55°	350
306 HPC + CP70 - 1000W GX9,5	11°	55°	500
310 HPC + CP70 - 1000W GX9,5	12°	63°	520
310 HPC + CP90 - 1200W GX9,5	12°	63°	580
329 HPC + CP92 - 2000W G22	16°	72°	1000
329 HPC + CP91 - 2500W G22	16°	72°	1200

REF. + LAMPE / LAMP.		Petit rayon / Narrow beam. 10m LUX ±5%		Grand rayon / Wide beam. 10m LUX ±5%
306 HF + CP67 - 650W GX9,5	7°	720	33°	200
306 HF + CP70 - 1000W GX9,5	7°	1400	33°	310
310 HF + CP70 - 1000W GX9,5	6°	2060	42°	220
310 HF + CP90 - 1200W GX9,5	6°	2200	46°	250
329 HF + CP92 - 2000W G22	7°	2700	49°	350
329 HF + CP91 - 2500W G22	7°	3400	49°	440
325 HF + CP92 - 2000W G22	7°	3600	49°	420
325 HF + CP91 - 2500W G22	7°	4600	49°	540




P.C. / Plano convexe (clear lens).

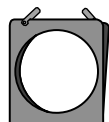
Fresnel.

Mesures effectuées à la tension indiquée sur la lampe ±1Volt, et avec grillage de protection / Measurements: lamp voltage ±1Volt, spotlight fitted with safety grid frame.

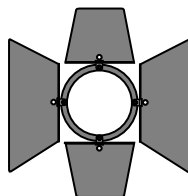
ACCESSOIRES / ACCESSORIES.



Porte filtre carton.
Cardboard filter holder.



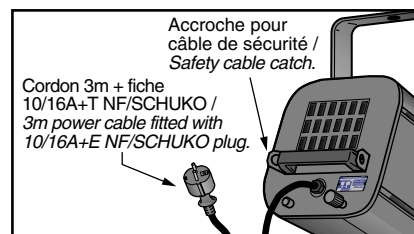
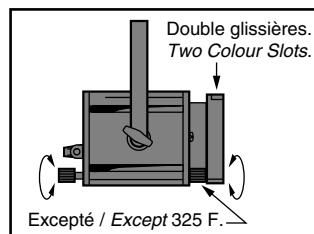
Porte filtre métal.
Metal filter holder.



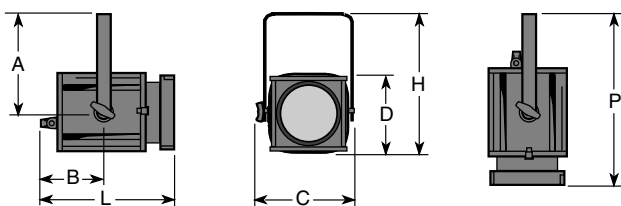
Coupe flux.
Barndoor.

REF.	180 x 180mm.	180 x 180mm.	180 x 180mm.
306	180 x 180mm.	180 x 180mm.	180 x 180mm.
310	215 x 215mm.	215 x 215mm.	215 x 215mm.
329	/	245 x 245mm.	245 x 245mm.
325	/	333 x 333mm.	333 x 333mm.

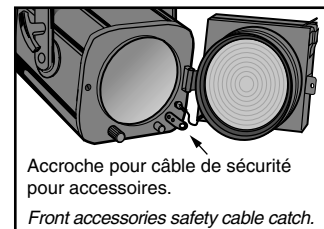
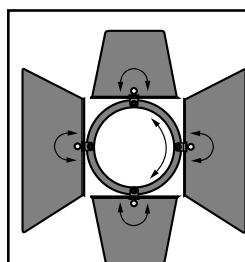
QUELQUES DETAILS / DETAILS.



DIMENSIONS & POIDS / SIZE & WEIGHT.



REF.	L	A	B	C	D	H	P			
306	370	250	185	300	210	350	420	6	7,5	0,04
310	465	315	210	350	250	440	520	9	11,5	0,08
329	470	350	280	410	320	520	530	14	16	0,09
325F	430	310	230	480	340	480	500	14	16	0,13



Appareils conformes aux directives européennes de normalisation: NF EN 60598-1: 1993 / NF EN 60598-2-17: 1991 / A2: 1992.

All units complies with the new European regulations: NF EN 60598-1: 1993 / NF EN 60598-2-17: 1991 / A2: 1992.